


- 2G/3G/4G data packet transmission
- Embedded GSM 2G/3G/4G modem
- Dual-SIM technology (passive) – access to 2 independent GSM networks ensures superior availability
- 16 binary inputs (galvanic isolation)
- 12 binary outputs, selectively configurable as inputs (galvanic isolation)
- 4 analog inputs 4–20 mA (galvanic isolation)
- 2 analog inputs 0–10 V (w/o galvanic isolation)
- Ethernet port 10Base-T/100Base-TX
- RS-232/485 serial port for external devices (galvanic isolation)
- RS-232 port with 5 V feeding for operator panels
- OLED graphic display (128x64 pixels)
- Diagnostic LEDs
- Battery buffered power supply (SLA battery support)
- Data logger with 0,1 sec resolution (SD card support)
- Programmable logic controller (PLC)
- FlexSerial – programmable handling of non-standard serial protocols



- Standard communication protocols (MODBUS RTU, MODBUS TCP, M-BUS, SNMP, IEC 60870-5-104, GENibus, GazModem, UDP Standard, Open, Open2)
- Remote configuration, programming, diagnostics and firmware upgrade over network
- 3-years warranty

MT-151 HMI v2 LTE is a family of new generation telemetry controllers for demanding tasks and applications. MT-151 HMI v2 LTE model is a professional, industrial design combining functionality of programmable logic controller, data logger, protocol converter and wireless communication interface packet transmission over 2G/3G/4G networks or/and Ethernet interface. Dual-SIM technology ensures superior level of 2G/3G/4G networks availability, providing redundant channel of data transmission. Ethernet port provides powerful capabilities of integration with other devices and systems of the user. Graphic display is a convenient user interface for local diagnostics, supervision and monitoring – without use of external operator panel or portable PC. With compact, robust design, integral GSM modem, attractive technical features and easy to use configuration tools the MT-151 HMI v2 LTE controller is an optimal solution for demanding wireless telemetry, control, diagnostic, surveillance and alarm systems.

Resources:

- 16 optoisolated binary/counter inputs 12/24 VDC (I1 – I16), positive logic
- 12 optoisolated binary outputs 12/24 VDC (Q1 – Q12), positive logic – selectively configurable as inputs
- 4 optoisolated differential analog inputs 4–20 mA (accuracy 0,2%, 15-bit resolution @ 1 sec interval) with configurable hysteresis and filtration
- 2 single-ended analog inputs 0-10 V
- Ethernet port 10Base-T/100Base-TX
- Isolated RS-232/485 serial port
- RS-232 serial port with 5 V / 500 mA feeding
- micro USB (AB) port for local configuration and programming
- Interface for backup 12 V SLA battery – charging support

- 2 SIM holders – Dual-SIM support
- OLED graphic display (128x64) and status LEDs
- Embedded temperature sensor
- Internal flags and registers for user application program
- Firmware Flash memory with remote update capability
- Data and Event logger supporting SD card
- RTC with external synchronization functions

Functionality:

- Transmission modes
 - » GPRS/UMTS/HSPA+/LTE – packet transmission
 - » SMS
 - » e-mail (without SSL)
- Access to module resources using standard protocols MODBUS RTU and MODBUS TCP
- Intelligent packet routing and Multimaster support in MODBUS mode
- Binary inputs configurable as counting inputs (upto 2 kHz) – I1-I4
- Programmable control logic using I/Os, timers, counters, flags and registers for triggering events (data transmission/recording, SMS transmission, e-mail transmission, setting outputs and internal registers, etc.)
- Event based transmission (unsolicited messaging) triggered by change of binary input state, internal flag state, by reaching alarm level of analog input, by true condition.
- Configurable SMS messages triggered by alarms and scheduled
- Dynamic fields in SMS text
- Configurable alarm levels, hysteresis, deadband and filtration for analog inputs
- Data and event recording on SD card with 0,1 sec resolution



16-28DI
/12DO

6AI



DIN RAIL

RS-232

RS-232/485

4G



Mobile Controller for 2G/3G/4G telemetry

- Transmission of data from external devices connected to RS-232/485 serial port
- 5 V feeding provided for external device connected to RS-232 serial port (eg. operator panel, GPS receiver)
- Configurable events based on mirrored resources of external devices
- Remote configuration and programming over network
- Configurable access security – list of authorized IPs and tel. numbers, optional password
- DIN rail mounting
- Supply voltage 12/24 VDC (24 VDC in case of using connected external battery)
- Built-in management of external SLA backup battery
- Built-in advanced auto-diagnostics
- Detachable terminal blocks

General

| | |
|------------------------|--------------------------|
| Dimensions (L x W x H) | 157 x 86 x 58 mm |
| Weight | 382 g |
| Fixing | DIN Rail 35 mm |
| Operating temperature | -20 do +65 °C |
| Operating humidity | up to 95%, noncondensing |
| Protection class | IP 40 |

Modem

| | |
|------------|---|
| Modem type | Thales ELS61-E |
| 2G | 900, 1800 MHz |
| 3G | Bands 8, 1 (900, 2100 MHz) |
| 4G | Bands 1, 3, 8, 20, 28 (700, 800, 900, 1800, 2100 MHz) |
| Antenna | 50 Ω |

Inputs I1-I16 *

| | |
|-----------------------|--------|
| Input voltage range | 0–30 V |
| Input current | 2,4 mA |
| Input voltage ON (1) | >9,4 V |
| Input voltage OFF (0) | <8,4 V |

Inputs Q1-Q12 *

| | |
|-----------------------|--------|
| Maximum input voltage | 30 V |
| Input current | 2,4 mA |
| Input voltage ON (1) | >9,4 V |
| Input voltage OFF (0) | <8,4 V |

Outputs Q1-Q12

| | |
|------------------------|---------|
| Maximum output current | 100 mA |
| Voltage drop @ 100 mA | <0,5 V |
| OFF state current | <100 μA |

* according to IEC 61131-2 for switch type 1 and 3

Power supply

| | | | |
|--------------------------|-------------|---------------|-------------|
| DC (nom. 12/24 V) | 10,8–30 V | | |
| Input current (@ 24 VDC) | Idle 0,06 A | Active 0,25 A | Max. 1,00 A |

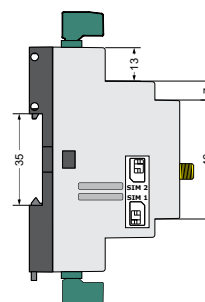
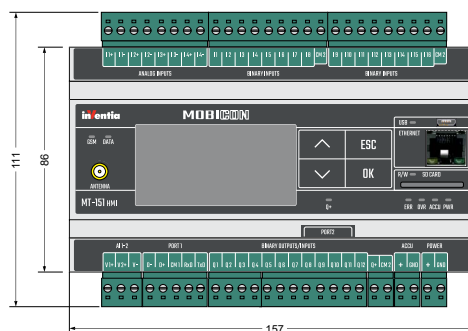
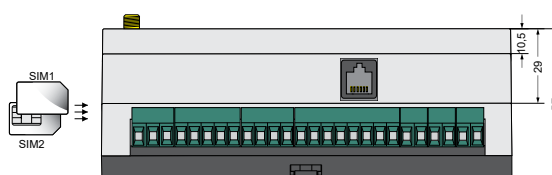
Analog inputs 4–20 mA (4)

| | |
|--------------------------|-----------|
| Input current range | 4–20 mA |
| Maximum input current | 50 mA |
| Dynamic input impedance | 55 Ω typ. |
| Voltage drop @ 20 mA | <5 V |
| A/D converter resolution | 15 bits |
| Accuracy (@ 25 °C) | 0,2 % |

Analog inputs 0–10 V (2)

| | |
|--------------------------|-------------|
| Input voltage range | 0–10 V |
| Maximum input voltage | 20 V |
| Input impedance | 197 kΩ typ. |
| A/D converter resolution | 16 bits |
| Accuracy (@ 25 °C) | 0,5 % |

Drawings and dimensions (all dimensions in millimeters)



MT-151 HMI v2 LTE